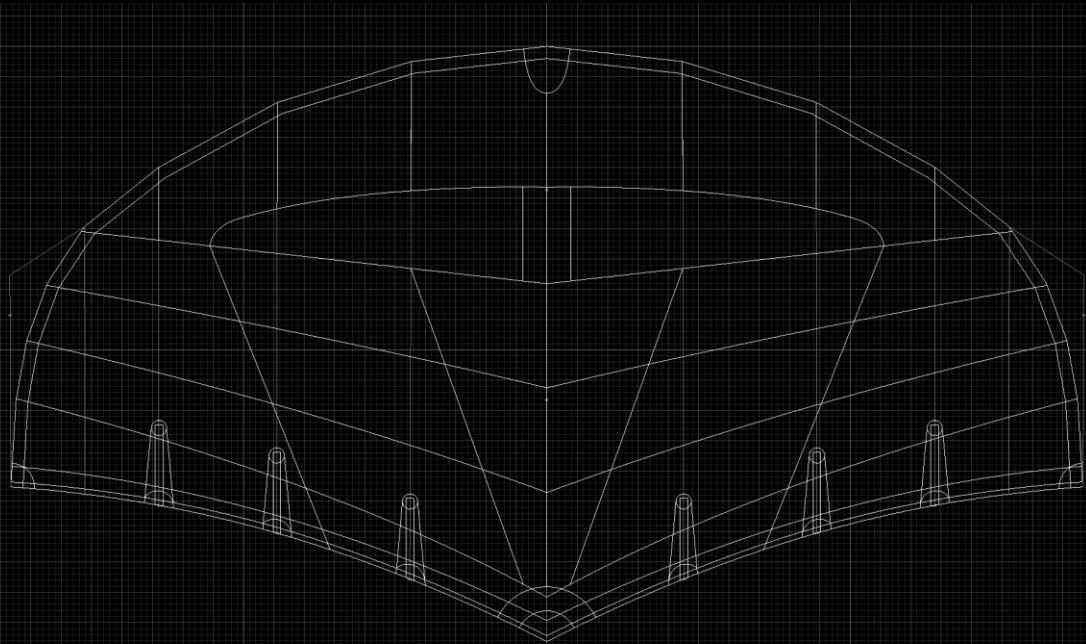


VAYU

BOOM MANUAL | USER GUIDE



HANDLE REMOVAL & BOOM MOUNTING



Place the wing uninflated.



Loosen the outer screw (M5x12mm) at all ends of the handles.




Remove the finger-protection at all ends of the handles.



Loosen the inner screw (M5x12mm) at all ends of the handles.



Remove both handles.



Unplug the handle-spacer without side panel at both outer attachment points.




Unplug the handle-spacer with side panel at both inner attachment points.



Attach the boom-spacer at both outer attachment points. The arrows on the spacers must face each other!



Attach the nut-closer at both inner attachment points.



Mount the boom and tighten the inner screw (M5x20mm) at both ends of the boom.



Mount the finger-protection at both ends of the boom.



Tighten the outer screw (M5x20mm) at both ends of the boom.

VAYU

ANY QUESTIONS ? | Contact our Team

Telephone: +49 (0) 4313890790

Telefax: +49 (0) 431 3890790

E-Mail: hello@vayu.world

24159 Kiel

Koppelberg 4 – 6

GERMANY

